















HATBODIES

Men's shapes



SIZE			VII	VIII	IX	X	XII	XIV
401 00		H		140	140	140	140	
		W		80	85	90	105	
401 03		H			120	130	132	
		W			95	95	95	
401 05		H				150	160	
		W				90	95	
405 00		H			100	110	120	
		W			90	95	100	
405 01		H				127	135	
		W				98	105	
405 03		H					130	130
		W					100	120
405 04		H				150	150	150
		W				85	100	115
405 06		H		80	80	80	80	80
		W		90	100	110	120	140
405 07		H	120	120	120	120	120	120
		W	80	90	100	110	120	130
401 12		H			124	128	132	
		W			100	100	100	







All types of surface finishing

SIZE		III	IV	V	VI	VII	VIII	IX	X	XII	
864		H	120	122	124	126	128	130	131	132	
		W	55	60	65	70	75	80	83	85	
852		H	240	245	255	260	265	275	280	290	300
		W	350	360	365	375	385	395	400	410	430
870		H			135	135	135	135			
		W			65	65	85	85			
873		H			145	145	145	145			
		W			55	60	65	70			

All types of surface finishing

Women's shapes

SIZE		III	V	VII	IX		
830		H	250	265	285	305	Plain (Lapin), Velour, Suede (Antilope)
		W	365	385	405	425	
		H	245	260	280	300	Special Velour
		W	380	400	420	440	
908		H	250	260	280	300	Plain (Lapin)
		W	345	365	385	405	
		H	245	255	275	295	Special Velour
		W	370	390	410	430	
		H	250	260	280	300	Suede (Antilope)
		W	360	380	400	420	

SIZE			5	6	7	8	9	10	
355		H	250	260	270	280	290	300	Plain (Lapin), Velour, Suede (Antilope)
		W	420	425	435	445	455	475	
9001		H	135	135	135	135	135		Plain (Lapin), Velour, Suede (Antilope)
		W	70	80	90	100	110		
9006		H			135	135			Plain (Lapin), Velour Soleil, Special Velour Soleil
		W			85	95			
9007		H			135	135			Suede (Antilope), Velour
		W			90	100			
		H			135	135			Special Velour
		W			80	90			
126		H	120	120	120	120			Plain (Lapin), Velour, Suede (Antilope)
		W	80	90	105	120			
		H	120	120	120	120			Special Velour
		W	70	80	90	105			
130		H	90	90	90	90			Plain (Lapin), Velour
		W	80	90	105	120			
		H	90	90	90	90			Special Velour
		W	70	80	90	105			

NOTE:

H - height of hatbody in mm

W - rim width of hatbody in mm

Tolerance +/- 5mm